



Child Start
Incorporated

CHILD AND FAMILY SERVICES



ANNUAL REPORT 2023-2024

TABLE OF CONTENTS

COVER

TABLE OF CONTENTS

**LETTER FROM THE EXECUTIVE
DIRECTOR**

VISION AND MISSION

PROGRAMS OPTIONS

- **HEAD START PROGRAM**
- **EARLY HEAD START PROGRAM**
- **EARLY HEAD START CHILDCARE
PARTNERSHIP**
- **RAISING A READER PROGRAM**

HEALTH AND DENTAL

- **HEALTH OUTCOMES**
- **DENTAL OUTCOMES**

FAMILY SERVICES

- **FAMILY SERVICES OUTCOMES**
- **TESTIMONIAL**

ENROLLMENT

- **ENROLLMENT OUTCOMES**

SCHOOL READINESS

- **SCHOOL READINESS GOALS**
- **SCHOOL READINESS OUTCOMES**

FINANCIAL STATEMENT

COMMUNITY PARTNERS

EXECUTIVE DIRECTOR MESSAGE

Program Year 2023-2024 was our best year yet! With a change in scope, which allowed the agency to be more competitive with wages and benefits, we reached full enrollment throughout Napa and Solano Counties. This is the first time, since COVID-19, that we have been able to fill every slot across all our program options, including Head Start, Early Head Start, Home Base, and Child Care Partnerships. So, we celebrated and continue to celebrate every month that we hit this important milestone.

Having all our program options fully accessible is fundamental to meeting our agency's mission of supporting the education, social and emotional development of children, ages 0-5, by providing high quality, comprehensive and family-focused early childhood services in partnership with the community. This mission also guides our newly developed strategic plan, focusing on the health of the agency, fiscal sustainability, building resiliency, and establishing collaborative/empathic leadership as a strategy to unify the team and promote increased work efficiency and productivity.

We are excited about our success this year and look forward to another year of positive change at all levels: individually, within teams, and in the community.

What we know is that by fostering individual growth and developing a team culture of acceptance and innovation, we can cultivate and sustain meaningful and impactful partnerships to support all children, families, and staff affected by insufficient resources in our community.



JUAN CISNEROS

A handwritten signature in black ink that reads "Juan Cisneros". The signature is fluid and cursive, written over a yellow background.

Executive Director



**Empowering each other to create positive change
in the community.**

VISION

A community in which everyone has an inherent right to health, education, and opportunity that creates global impact.

MISSION

Child Start supports the education, social and emotional development of children, ages 0-5, by providing high quality, comprehensive and family focused early childhood services in partnership with the community.

PROGRAMS



Head Start

The Head Start program is designed to foster school readiness, equipping children with the skills they need for a successful transition to kindergarten. Through a comprehensive range of services delivered in a vibrant, center-based setting, we empower children and families to build a strong foundation for a bright future. Experience the Head Start advantage!



HEALTH



NUTRITION



ORAL HEALTH

PROGRAMS



Early Head Start

The Early Head Start program focuses on building strong partnerships between staff and parents to support the social, emotional, physical, and cognitive development of children from birth to 36 months. Families with children under 3 years of age (not yet 3 by December 3rd of the current enrollment year) may qualify for these comprehensive services.



Head Start Families Served

328



Early Head Start Families served

439

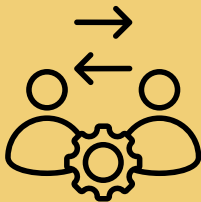
PROGRAMS

Child Care Partnerships

Child Start’s Child Care Partnership (CCP) program enhances the quality and impact of licensed child care centers and family child care homes across Napa and Solano Counties. Using the Early Head Start model, this program helps partners expand their capacity to deliver high-quality care for infants and toddlers, supports working parents with increased access to integrated services, and improves coordination among agencies serving children and families. Through this partnership, Child Start ensures that comprehensive, individualized services meet the unique needs of each child and family.



SAFE NURTURING ENVIRONMENTS



RESEARCH BASED APPROACH



DEVELOPMENTALLY APPROPRIATE ENVIRONMENTS

PROGRAMS



Raising A Reader

Child Start's Raising A Reader program brings the joy of reading to all Head Start and Early Head Start classrooms in Napa and Solano Counties through a weekly book exchange. This impactful initiative enhances family reading habits, strengthens parent-child connections, and supports kindergarten readiness across various cultural and linguistic backgrounds. Raising A Reader fosters family engagement, promotes healthy brain development, builds early literacy and language skills, and inspires a lifelong love of reading.



READING



VOCABULARY



LANGUAGE DEVELOPMENT



HEALTH AND DENTAL OUTCOMES

Health and dental outcomes are a cornerstone of Head Start and Early Head Start programs, ensuring children receive the comprehensive care they need for healthy development. These programs prioritize early screenings, preventive care, and treatment for health and dental needs, fostering lifelong wellness habits. By connecting families with essential resources and services, we address barriers to care and support overall well-being. This proactive approach not only improves children's physical health but also enhances their readiness to learn and thrive in school and beyond.



HEALTH OUTCOMES

* HEAD START PRESCHOOL

99%

Ninety-nine percent of children in Head Start have Health Insurance Coverage.



99%

Ninety-nine percent of children in Head Start have a Medical Home.



95%

Ninety-five percent of children in Head Start had an up-to-date Well-Child Exam.



* EARLY HEAD START

97%

Ninety-seven percent of children in Early Head Start have Health Insurance Coverage.




98%

Ninety-eight percent of children in Early Head Start have a Medical Home.



77%

Seventy-seven percent of children in Early Head Start had at least one Well-Child Exam throughout the program year.





DENTAL OUTCOMES

* HEAD START PRESCHOOL

86%

Eighty-six percent percent of children in Head Start have completed a professional oral exam.



* EARLY HEAD START

58%

Fifty-eight percent of children in Early Head Start have completed a professional oral exam.



98%

Ninety-eight percent of children in Head Start have access to Dental Home



88%

Eighty-eight percent of children in Early Head Start have access to Dental Home





FAMILY SERVICES

Family services in Head Start and Early Head Start focus on empowering families to achieve their goals and build strong, supportive home environments. Through personalized family care planning, resources, and workshops, families gain skills in parenting, financial literacy, education, and employment. These programs foster resilience and self-sufficiency by strengthening family engagement and addressing individual needs. By working in partnership with families, we create a foundation for long-term success that benefits both children and their caregivers.





FAMILY SERVICES OUTCOMES

72

Seventy-two Positive Parenting Program Level 2 Seminars were provided for parents enrolled in our program.



94

Ninety-four Positive Parenting Program Level 3 one-on-one sessions were provided for parents enrolled in our program.



76%

Seventy-six percent of families enrolled in our program found employment or kept their current job.



78%

Seventy-eight percent of families in our program gained strategies to better manage their child's behavior.



FAMILY SERVICES OUTCOMES

76%

Seventy-six percent of parents in our program reached their family goals.



71%

Seventy-one percent of enrolled parents found resources for emotional health issues, such as depression, stress, and anxiety, extremely helpful.



86%

Eighty-six percent of parents in our programs learned effective ways to support their child's positive behavior.



234

234 of parents participating in our programs expressed a high level of confidence that their child will succeed in elementary school.



“The teachers had a routine that got my child more involved and he was learning more. He became better at how he was expressing his emotions and wasn’t hitting anymore.

I had an amazing experience at the Head Start Vineyard Crossing classroom. I felt supported the whole school year.”

Cymaya Florence, Parent,
Vineyards Crossings Head Start



ENROLLMENT

Enrollment is the first step to unlocking these life-changing opportunities. By enrolling in Head Start, families gain access to resources that may otherwise be out of reach, from early learning programs to health services. Additionally, enrolling early ensures that children start receiving support at a young age, maximizing the program's impact.

Research consistently shows that children who participate in Head Start programs experience long-term benefits, including:

- Higher rates of high school graduation.
- Increased earning potential as adults.
- Reduced need for special education services and grade repetition.



Seventeen percent of Families enrolled in our programs were unhoused families.

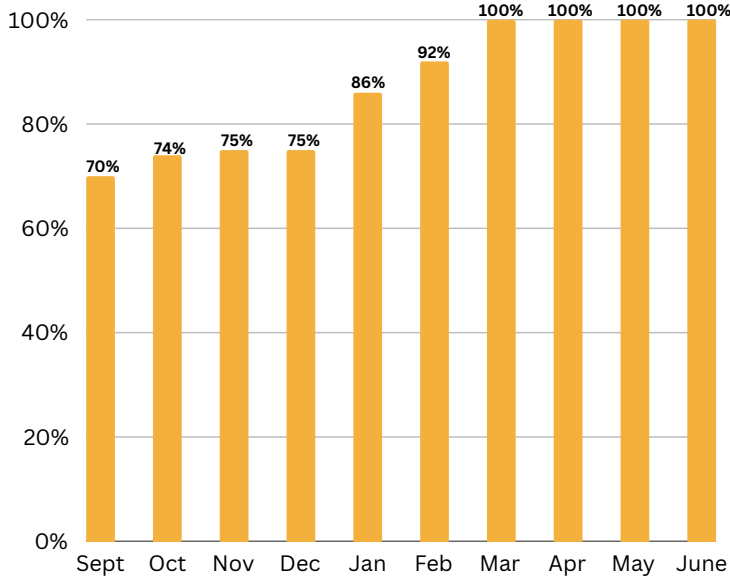


Fifty percent of families enrolled in Early Head Start received public assistance.



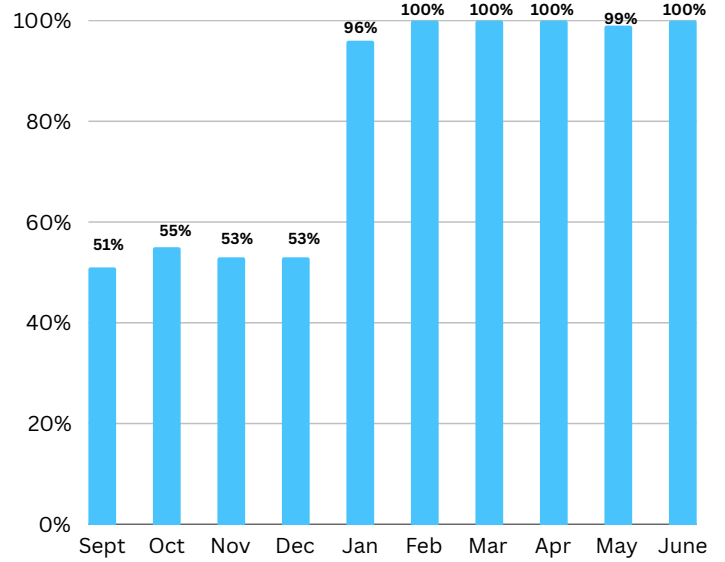
Five percent of Families enrolled in our programs were in Foster Care.

**EARLY HEAD START (EHS)
AVERAGE MONTHLY ENROLLMENT**

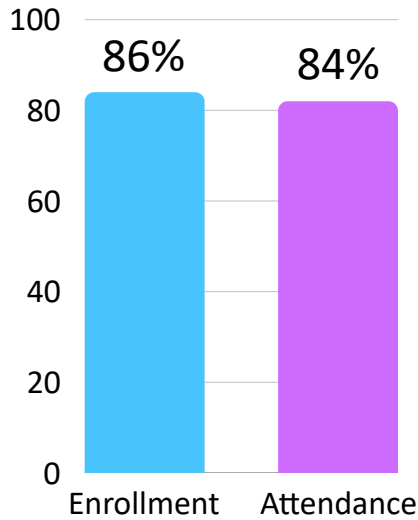


EHS Funded Enrollment: 344

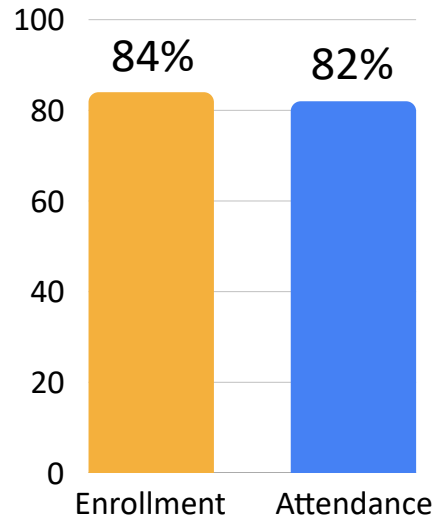
**HEAD START PRESCHOOL (HSP)
AVERAGE MONTHLY ENROLLMENT**



HSP Funded Enrollment: 293

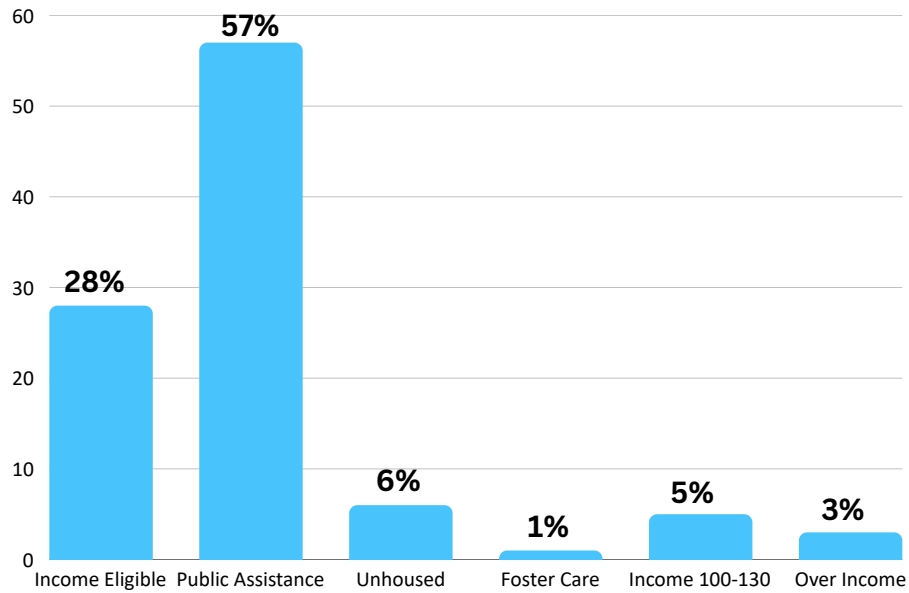


■ EHS Annual Enrollment
■ EHS Average Daily Attendance

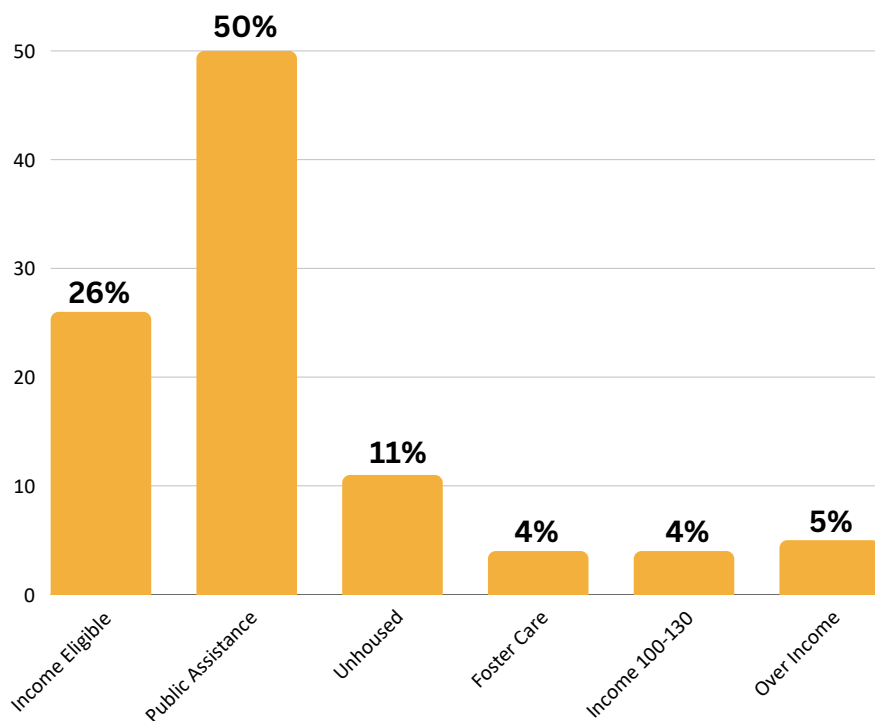


■ HSP Annual Enrollment
■ HSP Average Daily Attendance

**HEAD START PRESCHOOL (HSP)
PERCENTAGE OF CATEGORICALLY ELIGIBLE
CHILDREN SERVED**



**EARLY HEAD START (EHS)
PERCENTAGE OF CATEGORICALLY ELIGIBLE
CHILDREN SERVED**



TESTIMONIAL



Lilianna Perez, Parent,
Beck Head Start

“Since enrolling Jayden in the program, I have noticed tremendous growth in his learning, social skills, and overall development. It brings me so much joy to see him socializing with other children of his age, learning new things, and developing skills that will prepare him for the future.

The care and support we have received have been invaluable, and I cannot thank the staff enough for their role in helping Jayden thrive and giving me the opportunity to grow personally and professionally.”

SCHOOL READINESS GOALS



**SOCIAL AND
EMOTIONAL
DEVELOPMENT**



**LANGUAGE AND
LITERACY**



**PERCEPTUAL, MOTOR,
AND PHYSICAL
DEVELOPMENT**

SCHOOL READINESS GOALS 2025: COMMUNICATION AND SOCIAL-EMOTIONAL DEVELOPMENT

The 2025 school readiness goals focus on fostering foundational communication skills and social-emotional development to prepare children for academic success and lifelong learning. These goals emphasize building strong verbal and non-verbal communication abilities, active listening, and language comprehension to support expressive and receptive language growth.

In the area of social-emotional development, the goals prioritize nurturing self-awareness, emotional regulation, and positive interpersonal relationships. They encourage the cultivation of empathy, problem-solving skills, and resilience, enabling children to engage collaboratively and confidently within various social settings. Together, these foundations ensure children are equipped to thrive in school and beyond, promoting both personal and academic achievement.

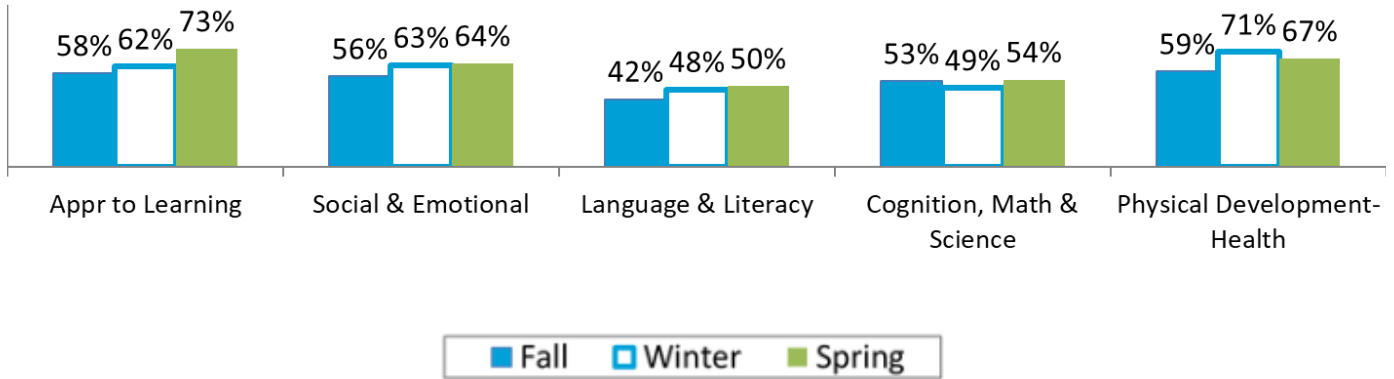


School Readiness Goals 2024-2025

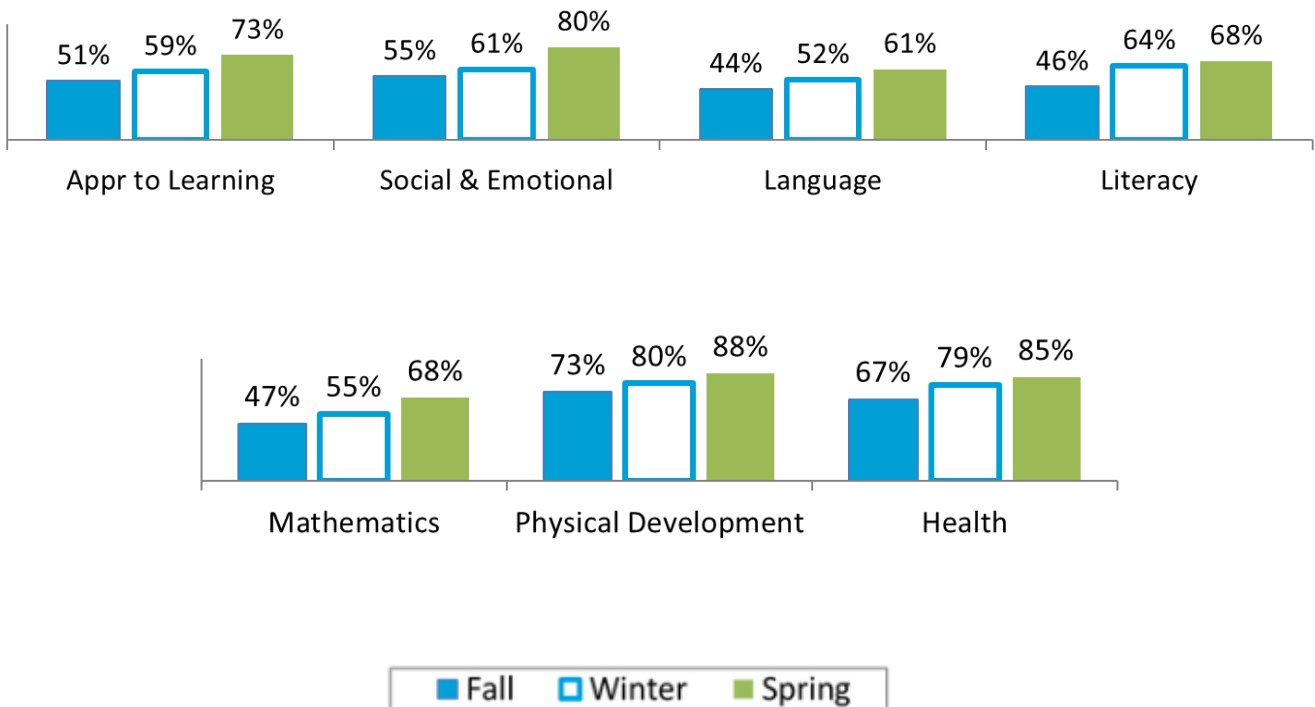
| SR Goal | Central Domain | Objective | DRDP-2015 Indicators |
|---|---|--|----------------------------|
| Children will develop skills to support interacting with others | Social and Emotional Development | Children will begin to develop personal relationships with peers | SED 4 |
| | | Children will begin to develop and demonstrate control over some of their feelings and behaviors (self-regulation) | ATL-REG-5 |
| foundations for communication skills | Language and Literacy | Children will communicate their needs and ideas using expressive language | LLD3 |
| | | Children will show interest in books, songs, rhymes, stories, and other literacy activities in increasingly complex ways | LLD5 |
| | | Children will begin to learn and demonstrate how letters and words work | LLD9 (Preschool only) |
| | | Children will begin to understand sounds are an important part of language | LLD8 (Preschool Only) |
| | | English learners will demonstrate fluency in understanding English | ELD1 (Preschool only) |
| Children will be engaged and participate in learning experiences | Approaches to Learning | Children will demonstrate interest and curiosity with activities and materials | ATL-REG 4 |
| | | Children will persist in understanding and mastering activities | ATL-REG 6 (Preschool only) |
| Children will increase their understanding of early math and science concepts | Cognition | Children will learn and begin to use math concepts during routines and experiences | COG 3 |
| | | Children shows an increase knowledge of shapes and their characteristics | COG 7 (Preschool only) |
| Children will develop their motor skills to support learning | Perceptual, Motor, and Physical Development | Children will develop control of large motor skills | PD-HLTH 3 |
| | | Children will develop control of small muscles for manipulation and exploration | PD-HLTH 4 |
| Children will develop habits that are healthy and safe | | Children will learn and begin to demonstrate healthy and safe habits | PD-HLTH 5 |

SCHOOL READINESS OUTCOMES

Domain Comparison for All Infants & Toddlers
Spring 2023-2024 Percentage of Children At or Above Foundation Expectations



Domain Comparison for All Preschoolers
Spring 2023-2024 Percentage of Children At or Above Foundation Expectations



TESTIMONIAL



"What I liked the most about Head Start is that I was able to be around many friends and Maestra Irene made a big impact in my life."

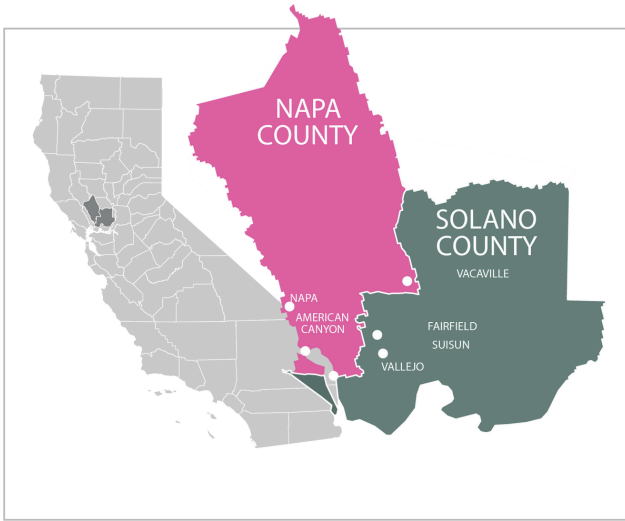
Diana Lopez Rodriguez,
Head Start Alumni
Napa, California

FINANCIAL STATEMENTS

| CSI Financials FY 2024 | | CSI Financials FY 2023 | |
|---------------------------------------|--------------------|--|--------------------|
| Revenue | | Revenue | |
| Federal Grants | \$18,727,558 | Federal Grants | \$16,016,194 |
| State and County Grants | 1,291,000 | State and County Grants | 570,926 |
| Corporate Contributions | | Corporate Contributions | |
| Foundation Contributions | 4,000,500 | Foundation Contributions | 5,000 |
| Other Revenue | 478,844 | Other Revenue | 70,684 |
| Loss of Property and Equipmen | -15,690 | | -76,284 |
| In-Kind Contributions | 2,680,098 | In-Kind Contributions | 1,730,279 |
| Total Revenue | 27,162,310 | Total Revenue | 18,316,799 |
| Expenses | | Expenses | |
| Program Services | | Program Services | |
| Head Start | 7,135,157 | Head Start | 8,900,585 |
| Early Head Start | 11,500,966 | Early Head Start | 7,629,147 |
| Vallejo Early Learning Center | 186,205 | Vallejo Early Learning Center | 0 |
| Food Programs | 367,573 | Food Programs | 285,324 |
| State Preschool Program | 826,699 | State Preschool Program | 481,575 |
| Raising A Reader | 500 | | 11,000 |
| Other Program Services | 595,196 | Other Program Services | 226,673 |
| Total Program Services | 20,612,296 | Total Program Services | 17,534,304 |
| Supporting Services | | Supporting Services | |
| Management and General | 1,519,348 | Management and General | 1,295,026 |
| Fund Raising | 9,960 | Fund Raising | 8,412 |
| Total Supporting Services | 1,529,308 | Total Supporting Services | 1,303,438 |
| Total Expenses | 22,141,604 | Total Expenses | 18,837,742 |
| Change in Net Assets | 5,020,706 | Change in Net Assets | (520,943) |
| Net Assets - Beginning of Year | 7,175,658 | Net Assets - Beginning of Year | 7,359,358 |
| Net Assets - End of Year | \$12,196,364 | Net Assets - End of Year | \$6,838,415 |
| CSI Proposed Budget FY 2024-25 | | | |
| Head Start-Early Head Start | | Early Head Start Child Care Partnership | |
| Direct Services | 8,537,442 | Direct Services | 9,551,891 |
| In-Kind Match | 0 | In-Kind Match | 0 |
| Total | \$8,537,442 | Total | \$9,551,891 |

23-24 Audit: Child Start received an unmodified opinion for the FY 2023-2024 financial audit, indicating that the statements accurately represent the agency’s financial position, in accordance with Generally Accepted Accounting Principles (GAAP). The audit did not reveal any material weaknesses, however, there was a prior-year (2022) deficiency noted in the current report, resulting in a finding that had no financial impact. Child start addressed the issue with the auditor and controls have been put in place to prevent this from happening in the future.

PARTNERS



We thank you
for your
continued
support



Head Start



California Department of
EDUCATION



Head Start
CALIFORNIA

NAPA VALLEY
COMMUNITY FOUNDATION

439 Devlin Road, Napa CA 94558

1(866)-573-4274

www.childstartinc.org

